


1

It's nice to meet you.

1 CONVERSATION

A  Listen and practice.

Michael: Hi. My name is Michael Parker.

Jennifer: I'm Jennifer Yang.

Michael: It's nice to meet you, Jennifer.


Jennifer: Nice to meet you, too.

Michael: I'm sorry. What's your last name again?


Jennifer: It's Yang.

B Pair work Introduce yourself to your partner.

first name	last name
↓	↓
Jennifer	Yang



2 SNAPSHOT

 Listen and practice.

Popular First Names in the United States

for males

Christopher
David
James
Jason
John



Joshua
Matthew
Michael
Robert
Steven

for females

Ashley
Jennifer
Jessica
Katherine
Kimberly



Lisa
Michelle
Nicole
Sarah
Stephanie

Source: *The Cambridge Encyclopedia*, Third Edition

What is another first name for a male in English?
for a female?

What is your favorite first name in English?

List some popular names in your country.

3 GRAMMAR FOCUS

My, your, his, her



Group work Play "The Name Game." Make a circle. Learn the names of your classmates.

What's = What is

- A: My name is Keiko.
- B: Her name is Keiko. I'm Akira.
- C: Her name is Keiko. His name is Akira. And I'm Kumiko.

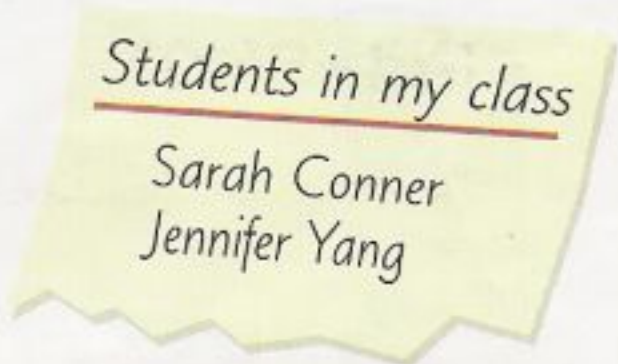
4 WORD POWER The alphabet

A Listen and practice.

A B C D E F G H I J K L M N O P Q R S T U V W X Y Z
a b c d e f g h i j k l m n o p q r s t u v w x y z

B **Group work** Listen. Then practice using your own information. Write down your classmates' names.

- A: What's your name?
- B: I'm Sarah Conner.
- A: Is that S-A-R-A-H?
- B: Yes, that's right.
- A: How do you spell your last name? C-O-N-N-O-R?
- B: No, it's C-O-N-N-E-R.




5 LISTENING Spelling names




How do you spell the names? Listen and check (✓) the correct answers.

- | | |
|--|----------------------------------|
| 1. <input checked="" type="checkbox"/> Jon | <input type="checkbox"/> John |
| 2. <input type="checkbox"/> Sara | <input type="checkbox"/> Sarah |
| 3. <input type="checkbox"/> Steven | <input type="checkbox"/> Stephen |
| 4. <input type="checkbox"/> Katherine | <input type="checkbox"/> Kathryn |
| 5. <input type="checkbox"/> Kris | <input type="checkbox"/> Chris |



6 SAYING HELLO


A  Listen and practice.



TITLES		
<p>For males: Mr.</p>	<p>For females: Ms. Miss Mrs.</p>	<p>Use titles with older people:</p> <p><i>Good morning, Mr. Duran.</i></p> <p>Use titles to show respect:</p> <p><i>Good evening, Mrs. Morgan.</i></p>

B Class activity Go around the class. Practice greeting your classmates formally (with titles) and informally (without titles).

7 CONVERSATION


A  Listen and practice.

Jennifer: Excuse me. Are you Steven Carson?
 David: No, I'm not. He's over there.
 Jennifer: Oh, I'm sorry.

Jennifer: Steven? This is your book.
 Steven: Oh, it's my math book! Thanks. You're in my class, right?
 Jennifer: Yes, I am. I'm Jennifer Yang.
 Steven: It's nice to meet you.

Steven: David, this is Jennifer. She's in our math class.
 David: Hi, Jennifer.
 Jennifer: Hi, David. Nice to meet you.

B Group work Greet a classmate. Then introduce him or her to another classmate.



8 GRAMMAR FOCUS

The verb be

I'm Jennifer Yang.
 You're in my class.
 She's in our math class. (Jennifer is in our math class.)
 He's over there. (Steven is over there.)
 It's my math book.
 It's Yang. (My last name is Yang.)

Are you Steven Carson?
 Yes, I am.
 No, I'm not.
 How are you?
 I'm fine.

I'm = I am
 You're = You are
 He's = He is
 She's = She is
 It's = It is


A Complete the conversation with the correct words in parentheses. Then practice with a partner.

David: Hello, Jennifer. How *are* you? (is/are)
 Jennifer: *I'm* fine, thanks. (She's/I'm)
He's sorry - what's your name again? (I'm/It's)
 David: *It's* David - David Medina. (He's/It's)
 Jennifer: That's right! David, this *is* Sarah Conner. (is/am)
She's in our math class. (She's/He's)
 David: Hi, Sarah. *It's* nice to meet you. (I'm/It's)
 Sarah: Hi, David. I think *I'm* in my English class, too. (you're/I'm)
 David: Oh, right! Yes, I *am*. (are/am)

B Complete the conversation. Then practice in groups.

Nicole: Excuse me. *Are* you Steven Carson?
 David: No, not. My name
 David Medina. Steven over there.
 Nicole: Oh, sorry.

 Nicole: you Steven Carson?
 Steven: Yes, I
 Nicole: Hi. Nicole Johnson.
 Steven: Oh, in my math class, right?
 Nicole: Yes, I
 Steven: nice to meet you.



C Class activity Write your name on a piece of paper. Put the papers in a pile. Take a paper from the pile. Find the other student.


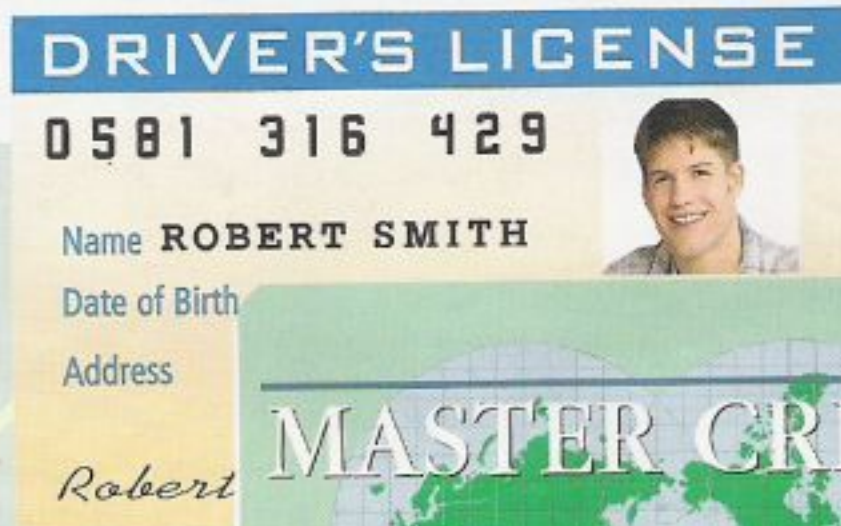
A: Excuse me. Are you Sonia Gomes?
 B: No, I'm not.
 A: Hi. Are you Sonia Gomes?
 C: Yes, I am.

9 NUMBERS

A Listen and practice.

0	1	2	3	4	5	6	7	8	9	10
zero (oh)	one	two	three	four	five	six	seven	eight	nine	ten


B Say these numbers.




C Group work Listen. Then make a list of names and phone numbers for people in your group.

A: What's your name?
 B: I'm Michelle Jenkins.
 A: And what's your phone number?
 B: It's 555-2491.

10 LISTENING

 Jennifer and Michael are making a list of telephone numbers of classmates. Listen and complete the information.


	
Name	Telephone number
David Medina	555-1937
Sarah Conner	
James Sato	
Anna Silva	
Steven Carson	
Nicole Johnson	
Jennifer Yang	
Michael Parker	

interchange 1

Directory assistance

Call for some phone numbers. Student A turns to page IC-2. Student B turns to page IC-4.

11 SAYING GOOD-BYE

A  Listen and practice.



B Class activity Go around the room. Practice saying good-bye to your classmates and to your teacher.